





Bubble Lens Assembly Instruction (LM500/LM500-TF)

WARNING: Perform all installations with the power source OFF. Be sure engine has cooled and pressure has been relieved. Follow all safety practices to prevent SEVERE BURNS.

<p>1</p>	<p>Remove Lens from packing material.</p> <p>Inspect for cosmetic flaws, scratches, or fingerprints on the bubble lens.</p> <p>Clean as necessary using a soft cloth with very mild detergent & water, or isopropyl alcohol.</p>	
<p>2</p>	<p>Insert large cutout of dial into the lens side with larger notch at an angle as shown.</p>	
<p>3</p>	<p>Press the small end of the dial cutout in with both thumbs until fully seated.</p>	
<p>4</p>	<p>Carefully place o-ring around the lens.</p>	

<p>5</p>	<p>Line up bolt hole pattern, push from center of lens, and install finger-tight six (6) shoulder bolts. (See Step 6 for torque instructions.)</p>	
<p>6</p>	<p>Use a torque wrench/torque gun set at 12 in-lbs to attach the screws. Tighten screws using a cross pattern. (12 in-lbs is approximately equivalent to 1/8 turn after the shoulder bolt bottoms out.)</p>	

NOTE: For additional information on the LM500 (specifications and installation instructions), search LM500 on the FW Murphy Web site (www.fwmurphy.com). At the LM500 Web page, select the **Literature** tab and choose **Installation Instructions**.

FW MURPHY
P.O. Box 470248
Tulsa, Oklahoma 74147 USA
Phone: +1 918 317 4100 Fax: +1 918 317 4266
E-mail: sales@fwmurphy.com

INDUSTRIAL PANEL DIVISION
Fax: +1 918 317 4124
E-mail: ipdsales@fwmurphy.com

MURPHY POWER IGNITION
Web site: www.murphy-pi.com

CONTROL SYSTEMS & SERVICES DIVISION
P.O. Box 1819
Rosenberg, Texas 77471 USA
Phone: +1 281 633 4500 Fax: +1 281 633 4588
E-mail: css-solutions@fwmurphy.com

FRANK W. MURPHY LTD.
Church Road, Laverstock
Salisbury, SP1 1QZ, UK
Phone: +44 1722 410055 Fax: +44 1722 410088
E-mail: sales@fwmurphy.co.uk
Web site: www.fwmurphy.co.uk

FW MURPHY INSTRUMENTS (HANGZHOU) CO., LTD.
77 23rd Street
Hangzhou Economic & Technological Development Area
Hangzhou, Zhejiang, 310018, China
Phone: +86 571 8788 6060 Fax: +86 571 8684 8878
E-mail: apsales@fwmurphy.com

 USA-ISO 9001:2008 FM 28221
UK-ISO 9001:2008 FM 29422
CHINA-ISO 9001:2008 FM 523851
Registered Facilities

COMPUTRONIC CONTROLS
41 - 46 Railway Terrace
Nechells, Birmingham, B7 5NG, UK
E-mail: sales@computroniccontrols.com
Web site: www.computroniccontrols.com



www.fwmurphy.com
05/05/2011

In order to consistently bring you the highest quality, full featured products, we reserve the right to change our specifications and designs at any time. MURPHY products and the Murphy logo are registered and/or common law trademarks of Murphy Industries, LLC. This document, including textual matter and illustrations, is copyright protected by Murphy Industries, LLC, with all rights reserved. (c) 2011 Murphy Industries, LLC.